



1411-10
Cryer
Large
Fig. 30
15cm



1411-11
Cryer
Large
Fig. 31



1411-12
Cryer
Medium
Fig. 44



1411-13
Cryer
Medium
Fig. 45



1411-14
Cryer
Small
Fig. 25



1411-15
Cryer
Small
Fig. 26



1411-20
Seldin
Fig. 1L



1411-21
Seldin
Fig. 1R

Upper and Lower Molar Roots



For The Removal Of Root Tips From Socket



1415-26
Molars Roots
Left
13cm



1415-27
Molars Roots
Right
13cm



Seldin Root Or Fragment Elevator



1411-22
Seldin
Fig. 4L



1411-23
Seldin
Fig. 4R

Useful For Impacted 3rd Molar



1411-24
Hourigan
Plain
3mm



1411-25
Hourigan
Plain
3mm



1411-26
Hourigan
Serrated
3mm



1411-27
Hourigan
Serrated
3mm



1411-63
Flohr
3.5mm
Fig. 2F



1411-64
Flohr
3.5mm
Fig. 3F



1411-62
Flohr
3mm
Fig. 1F



1411-60
Apical
3mm
Fig. 4



1411-61
Apical
3mm
Fig. 5



1411-38
Potts
3mm



1411-39
Potts
3mm



1411-30
Fig. 19



1411-31
Fig. 20

Apexo



1411-301
Apexo
3mm
Fig. 301



1411-302
Apexo
3mm
Fig. 302



1411-303
Apexo
3mm
Fig. 303



1411-54
Miller
Apexo
3mm
Fig. 71



1411-55
Miller
Apexo
3mm
Fig. 72



1411-56
Miller
Apexo
3.5mm
Fig. 73



1411-57
Miller
Apexo
3.5mm
Fig. 74



1411-2S
Straight
2mm



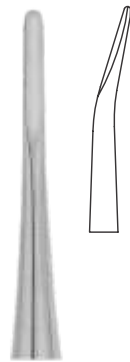
1411-3S
Straight
3mm



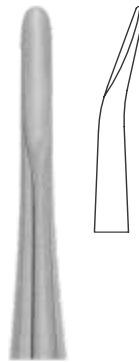
1411-4S
Straight
4mm



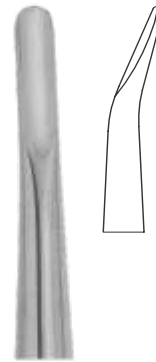
1411-5S
Straight
5mm



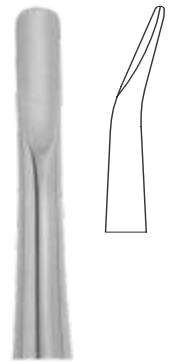
1411-2C
Curved
2mm



1411-3C
Curved
3mm



1411-4C
Curved
4mm



1411-5C
Curved
5mm



1411-28
Woodward



1411-29
Woodward

Lower Molar Roots



1411-32
Fig. 190



1411-33
Fig. 191



1411-108
2mm



1411-109
Flohr
3mm



1411-120
Flohr
4mm



1415-10
Coupland
3mm
14.5cm



1415-12
Coupland
3.6mm



1415-14
Coupland
4mm



1411-36
Friedman
4mm
Mesial



1411-37
Friedman
4mm
Distal

Flat Tip



1411-95
Upper Root
Flat Tip
3mm



1411-98
Cogswell



1411-40
Crane Pick
4 sided



1411-34
Serrated
3mm
Fig. 92



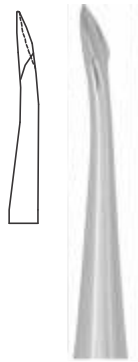
1411-35
Serrated
3mm
Fig. 93



1416-10
Bernard
5mm
15cm



1416-12
Bernard
4mm



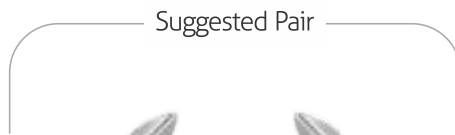
1416-14
Bernard
4mm



1416-16
Bernard
4mm



1416-18
Bernard
4mm



1416-20
Bernard
4mm



1416-22
Bernard
4mm



1416-24
Bernard
4mm



1416-26
Bernard
4mm



1411-86
Lindo-Liven
3.5mm



1411-85
Lindo-Liven
3.5mm



1411-87
Lindo-Liven
3.5mm



1411-88
Lindo-Liven
3.5mm



In

1411-101-GL
Serrated
77R
3mm
15cm



Out

1411-102-GL
Serrated
77L
3mm
15cm



1422-80
Wings Elevator
3mm
15cm





1411-1
Kopp
3mm




1411-2
Kopp
3mm



1411-3
Kopp
4mm




1411-4
Kopp
4mm



1411-5
Kopp
Left
3mm



1411-6
Kopp
Right
3mm



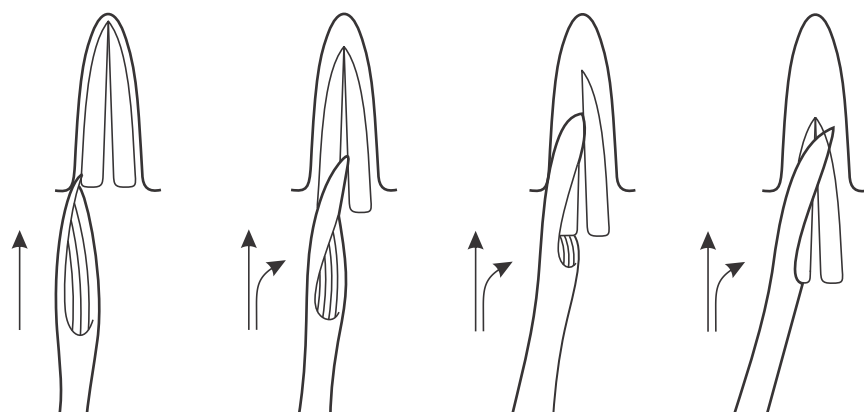
1411-7
Kopp
Left
4mm



1411-8
Kopp
Right
4mm

Root Elevators "Kopp"

A Distinct Elevator Having A Sharp Edged Helical Groove On The Tip Ensuring An Easier Penetration Between The Tooth And The Alveolus. A Safe And Fast Extraction Of The Root Is Obtained Through Moderate Pressure And Smooth Rotation Of The Elevator. Available In 2 Sizes, The Small 3mm And The Large 4mm





1413-10
Hylin
3mm
14.5cm



1413-12
Hylin
Left
3mm



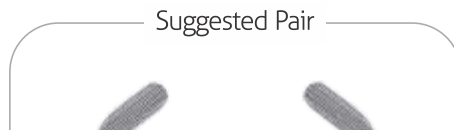
1413-14
Hylin
Right
3mm



1413-16
Hylin
4mm



To Loosen or Removal of Roots,
Root Fragments or Teeth



1413-20
London Hospital
Coleman
4mm
14.5cm



1413-22
London Hospital
Coleman
4mm



1413-24
London Hospital
Coleman
4mm



1413-26
London Hospital
Coleman
5mm



Luxating Elevators Have Thin, Sharp Blades Used To Cut Periodontal Ligaments.



1419-10
Luxator
Straight
2mm
15cm



1419-12
Luxator
Straight
3mm




1419-14
Luxator
Straight
4mm



1419-16
Luxator
Straight
5mm




1419-20
Luxator
Curved
2mm



1419-22
Luxator
Curved
3mm



1419-24
Luxator
Curved
4mm



1419-26
Luxator
Curved
5mm





1419-01KT
Luxator Kit of (8 Pieces)

Contents:-

1419-10	Straight	1419-20	Curved
1419-12	Straight	1419-22	Curved
1419-14	Straight	1419-24	Curved
1419-16	Straight	1419-26	Curved







1421-20
Periotome Straight

5mm



1421-21
Periotome Curved

5mm



1421-23
Dual Edge Straight

3/1.5mm



1421-15
Dual Edge Straight

5/3mm



1421-01KT
Luxators Set (7 Pieces)

- Contents:-**
- 1421-10 Periotome Straight 2mm
 - 1421-12 Periotome Straight 3mm
 - 1421-13 Periotome Curved 3mm
 - 1421-14 Periotome Inverted 3mm
 - 1421-16 Periotome Contra Angle 3mm
 - 1421-20 Periotome Straight 5mm
 - 1421-21 Periotome Curved 5mm



› Contents Can Be Changed As Per Requirement



1421-10-BK
Periotome Straight 2mm



1421-12-BK
Periotome Straight 3mm



1421-13-BK
Periotome Curved 3mm



1421-14-BK
Periotome Inverted 3mm



1421-16-BK
Periotome Contra Angle 3mm



1421-20-BK
Periotome Straight 5mm



1421-21-BK
Periotome Curved 5mm



1421-01KT-BK
Luxators Set (7 Pieces)

- Contents:-**
- 1421-10 Periotome Straight 2mm
 - 1421-12 Periotome Straight 3mm
 - 1421-13 Periotome Curved 3mm
 - 1421-14 Periotome Inverted 3mm
 - 1421-16 Periotome Contra Angle 3mm
 - 1421-20 Periotome Straight 5mm
 - 1421-21 Periotome Curved 5mm



1414-10
Heidbrink
1.7mm
17.5cm

1414-12
Heidbrink
2mm
17.5cm

1414-14
Heidbrink
2.5mm
17.5cm



1414-20
Chompret
15.5cm

1414-22
Chompret
15.5cm

1414-24
Chompret
15.5cm

1414-26
Chompret
15.5cm



1414-30
Heidbrink
2.5mm
15cm

1414-32
Heidbrink
2.5mm
15cm

1414-34
Heidbrink
2.5mm
15cm



1414-40
Warwick-James
2.5mm
15cm

1414-42
Warwick-James
2.5mm
15cm

1414-44
Warwick-James
2.5mm
15cm

Extraction

Power Twist Elevators

Twist Elevators Are Used To Cut The Periodontal Ligaments and Remove Root Fragments, While Expanding The Surrounding Bone.



1417-10-BL
STR-L 2mm
15cm
Blue Titanium
Coated



1417-12-BL
STR-R 2mm
Blue Titanium
Coated



1417-14-BL
STR-L 3mm
Blue Titanium
Coated



1417-16-BL
STR-R 3mm
Blue Titanium
Coated



1417-18-BL
TW-L 3mm
Blue Titanium
Coated



1417-20-BL
TW-R 3mm
Blue Titanium
Coated



1417-22-BL
TW-L 4mm
Blue Titanium
Coated



1417-24-BL
TW-L 4mm
Blue Titanium
Coated



› Twist Elevators Also Available In Gold Color Titanium Nitride Coating



Extraction Root Elevators for Lower



1422-10
W.F. Barry
Fig. 320L



1422-12
W.F. Barry
Fig. 320R



1422-14
W.F. Barry
Fig. 322L



1422-16
W. F Barry
Fig. 322R



1422-18
W.F. Barry
Fig. 323L



1422-20
W.F. Barry
Fig. 323R



1422-22
W.F. Barry
Fig. 370L
11.5cm

1422-24
W.F. Barry
Fig. 370R



1415-20
Pott
Left
3mm
15cm

1415-22
Pott
Right
3mm
15cm

Extraction

Root Elevators for Lower



1422-30
Winter
Fig. 11L



1422-32
Winter
Fig. 11R



1422-34
Winter
Fig. 12L



1422-36
Winter
Fig. 12R



1422-38
Winter
Fig. 13L



1422-40
Winter
Fig. 13R



1422-42
Winter
Left
11.5cm



1422-44
Winter
Right



1422-46
Winter
Left



1422-48
Winter
Right



1422-50
Winter





1411-01KT
Root Elevators Kit (8 Pieces)

- Contents:-**
- 1411-12 Cryer Medium Fig. 44
 - 1411-13 Cryer Medium Fig. 45
 - 1411-60 Apical 3mm Fig. 4
 - 1411-61 Apical 3mm Fig. 5
 - 1411-66 Flohr 3mm Fig. 1F
 - 1411-2S Root Elevator Straight 2mm
 - 1411-3S Root Elevator Straight 3mm
 - 1411-4S Root Elevator Straight 4mm



1431-01KT
Root Elevators Set (5 Pieces)

- Contents:-**
- 1411-60 Apical 3mm Fig. 4
 - 1411-61 Apical 3mm Fig. 5
 - 1411-3S Root Elevator Straight 3mm
 - 1422-34 Winter Fig. 12L
 - 1422-36 Winter Fig. 12R



1431-02KT
Root Elevators Set (11 Pieces)

- Contents:-**
- 1411-60 Apical 3mm Fig. 4
 - 1411-61 Apical 3mm Fig. 5
 - 1411-301 Apexo 3mm
 - 1411-2S Root Elevator Straight 2mm
 - 1411-3S Root Elevator Straight 3mm
 - 1411-4S Root Elevator Straight 4mm
 - 1411-12 Cryer Medium Fig. 44
 - 1411-13 Cryer Medium Fig. 45
 - 1411-62 Flohr 3mm Fig. 1F
 - 1411-3C Root Elevator Curved 3mm
 - 1430-20 Splinter Forcep Angled 14.5cm


Luxating Elevators Reduce Pressure On Adjacent Teeth. All Tips Are Stainless Steel and Blue Titanium Coated.




1418-10-BL
Micro Edge
Straight
2.5mm
17cm



› All tips are micro serrated




1418-12-BL
Micro Edge
Curved
2.5mm



1418-14-BL
Micro Edge
Mesial
4mm



1418-16-BL
Micro Edge
Distal
4mm



1418-18-BL
Micro Edge
Mesial
2.5mm



1418-20-BL
Micro Edge
Distal
2.5mm



1418-22-BL
Micro Edge
Straight
3.4mm


1418-01KT
Luxating Hybrids Kit (7 Pieces)

- Contents:-**
- 1418-10-BL Micro Edge Straight
 - 1418-12-BL Micro Edge Curved
 - 1418-14-BL Micro Edge Mesial
 - 1418-16-BL Micro Edge Distal
 - 1418-18-BL Micro Edge Mesial
 - 1418-20-BL Micro Edge Distal
 - 1418-22-BL Micro Edge Straight
 - 1911-07 7 Instruments Cassette





1418-30-BL
Straight
3.4mm



1418-24-BL
Mesial
3.4mm



1418-25-BL
Distal
3.4mm



1418-26-BL
Left
3.4mm




1418-27-BL
Right
3.4mm




1418-28-BL
Left
3.4mm



1418-29-BL
Right
3.4mm



1418-32-BL
Distal
4.5mm



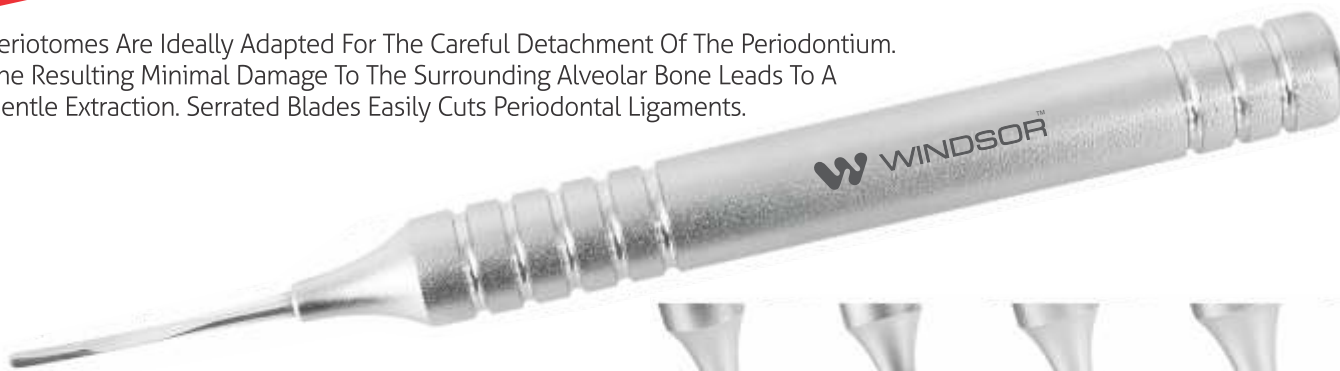
1418-34-BL
Mesial
4.5mm

The Insertion Of The New Medimpla Root Elevators Into The Intraligamental Zone Is Easier Thanks To The Extreme Sharpness and Perfect Bending Of The Tip. These Elevators Have Been Conceived To Perform A Minimum Traumatic Extraction And Therefore To Preserve The Alveolar Site In Perfect Conditions. The Special "pen Form" Assures Very Delicate Movements. All The Tips Are In Stainless Steel and Blue Titanium Coated.

Extraction

Flexitomes / Titanium Periostomes

Periostomes Are Ideally Adapted For The Careful Detachment Of The Periodontium. The Resulting Minimal Damage To The Surrounding Alveolar Bone Leads To A Gentle Extraction. Serrated Blades Easily Cuts Periodontal Ligaments.



1423-14TM
Straight Micro Serrated
2mm



1423-15TM
Curved Micro Serrated
2mm



1423-20TM 2mm
Angled Micro Serrated



1423-26TM 2mm
Curved Over Surface
Micro Serrated



1423-31TM
Non Flex Screw
Root Extraction



1423-30TM
Ppael Titanium Straight Micro Serrated

1423-30
Ppael Stainless Steel Straight Micro Serrated



1423-32TM
Ppael Titanium Curved Micro Serrated

1423-32
Ppael Stainless Steel Curved Micro Serrated



1423-34TM
PT2 Titanium Micro Serrated

1423-34
PT2 Stainless Steel Micro Serrated




1423-36TM
PT1 Titanium Micro Serrated

1423-36
PT1 Stainless Steel Micro Serrated



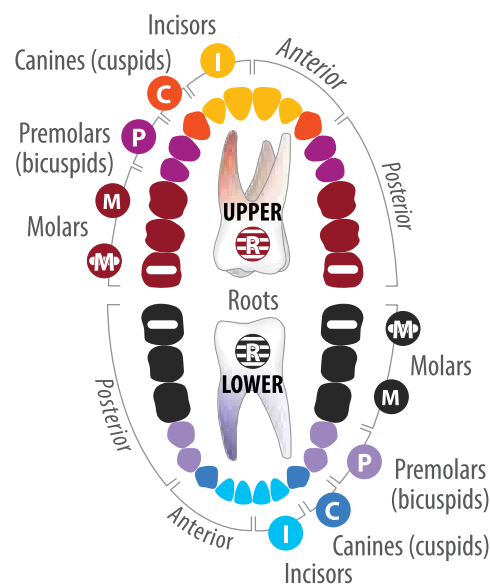
For Retracting Periosteum After Removing Gingival Tissue.



Extraction forceps are divided in two main categories, upper extracting forceps and lower extracting forceps, which also divide in their turn in upper extraction forceps for the left and right quadrants and the lower extraction forceps for the left and right quadrants also.

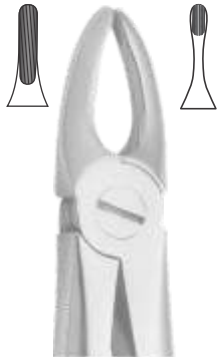
The angulations of the forceps gives them the precision and easy access to the teeth, making a good grip for all diameters and crown shapes of the teeth that need to be extracted, depending on the section of the mouth they are situated in. The more distal teeth require bigger angulations while the frontal teeth are straighter for the maxillary teeth and having a 90 degree angle for the mandibular teeth.

The beak of the forceps which has a perpendicular axis on the handles is the main criteria of the upper extraction forceps while the beak that faces a longitudinal axis with the handles is the criteria for the lower extraction forceps.





1425-1
1
Upper Centrals
and Canines, Wide
(1:1 Scale)



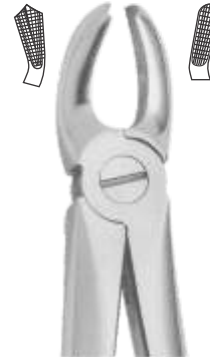
1425-3
3
Upper Crowded Incisors
and Canines



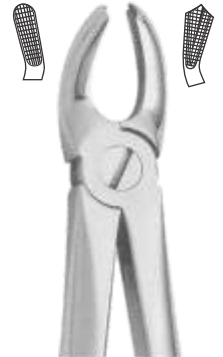
1425-181
181
Special for Upper Premolars
Deep Gripping



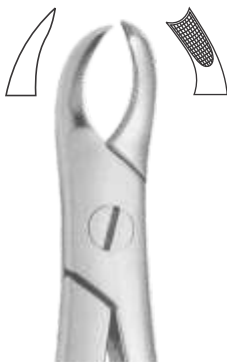
1425-7
7
Upper Premolars



1425-17
17
Upper Molars, Right



1425-18
18
Upper Molars, Left



1425-89
89
Upper Molars,
Right



1425-90
90
Upper Molars,
Left



1425-67
67
Upper Third Molars and Upper
Wisdoms Either Side




1425-54
54
For Separating
Upper Molars




1425-55
55
For Separating
Upper Molars




1425-4
4
Lower Incisors
and Canines



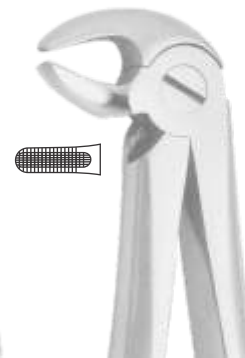
1425-137
137
Lower Centrals
and Roots



1425-75
75
Lower Incisors
and Premolars



1425-182
182
Lower Centrals
Canines and Premolars
Deep Gripping



1425-13
13
Lower Premolars
Either Side



1425-8
8
Lower Premolars
Either Side

Extraction

Anatomic Tooth Forceps, English Pattern

WINDSOR[™]
our Health is an Investment, Not EXPENSE



1425-73
73
Lower Molars
(1:1 Scale)



1425-22
22
Lower Molars



1425-23
23
Lower Molars,
Right



1425-24
24
Lower Molars,
Left



1425-79
79
Lower Third
Molars & Lower
Wisdoms Either Side




1425-33
33
Lower Roots



1425-33-A
33-A
Lower Roots



1425-33-L
33-L
Lower Roots



1425-74
74
Lower Roots and
Incisors



1425-74-N
74-N
Lower Roots and
Incisors



1425-01KT
Tooth Forceps Set (10 Pieces)

Contents:-
1425-1-7-17-18-51-33-13-22-79-67

Cow Horn Beak



1425-86
86
Lower Molars Decayed
or Broken Down Crowns



1425-86-C
86-C
Lower Molars Decayed
or Broken Down Crowns



1425-87
87
Lower Molars Decayed
or Broken Down Crowns



1425-51
51
Upper Roots
(1:1 Scale)



1425-51-L
51-L
Upper Roots



1425-29
29
Upper Roots
and Incisor



1425-30
30
Upper Roots



1425-76
76
Upper Roots



1425-41
41
Upper Roots



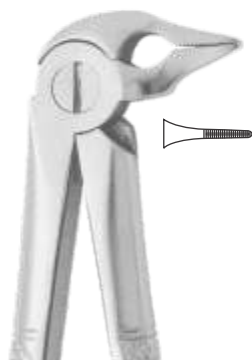
1425-49
49
Upper Roots



1425-189
189
Fragments
Upper Roots



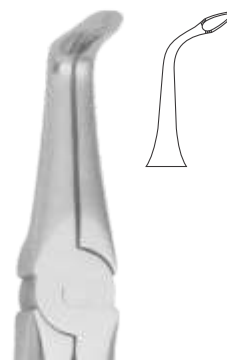
1425-190
190
Fragments
Upper Roots



1425-185
185
Lower Roots



1425-46
46
Lower Roots



1425-187
187
Lower Roots
Fragments


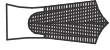


1425-68
68
Lower Roots

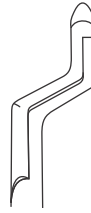
Extraction

Anatomic Tooth Forceps, English Pattern

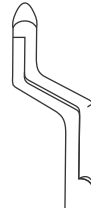
WINDSORTM
our Health is an Investment, Not EXPENSE



1430-350
350
Routurier
Lower Molars & Wisdoms Left
18cm



350

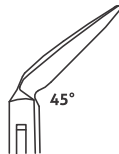


351

1430-351
351
Routurier
Lower Molars & Wisdoms Eight
18cm



1430-130
130
(Ladmore, cm19)
Upper Wisdoms



1430-20
Angled
14.5cm



1430-18
Splinter Forceps
Straight
15.5cm

D-27



1430-22
Witzel
Universal for Upper Roots
15cm



1430-24
Witzel
Universal for Lower Roots
15cm



1426-1
1
Incisor and Canines




1426-99C
99-C
Upper Premolars,
Canines and Incisors



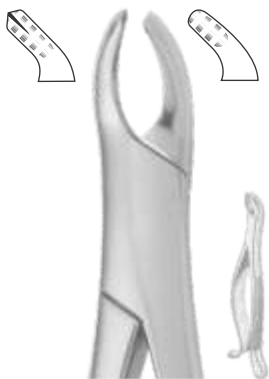
1426-150
150
(Cryer)
Upper Incisors, Premolars,
Roots, Universal



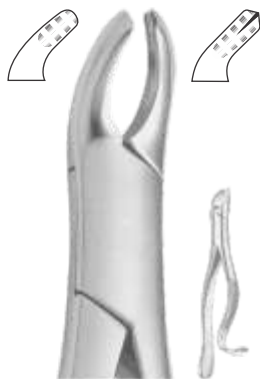
1426-150A
150-A
(Cryer)
Upper Incisors,
Premolars, Roots



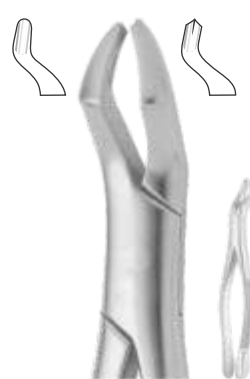
1426-150-AS
150-AS
Upper Premolars,
Incisors and Roots




1426-18-R
18-R
(Harris)
Upper Molars, Right



1426-18-L
18-L
(Harris)
Upper Molars, Left



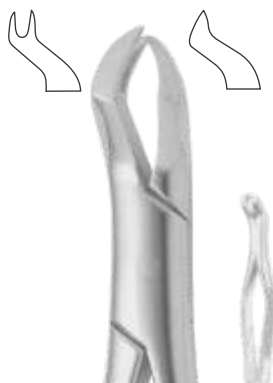
1426-53-R
53-R
Upper Molars Right



1426-53-L
53-L
Upper Molars Left



1426-32
32
(Parmly)
Upper Molars and
Premolars, Broad Beaks



1426-88-R
88-R
(Nevius)
Upper Molars, Right



1426-88-L
88-L
(Nevius)
Upper Molars, Left



1426-10-S
10-S
Upper Molars Either Side

Extraction


Tooth Forceps, American Pattern



1426-210
210
Upper wisdoms,
Either Side



1426-286
286
Upper Roots, Premolars
and Incisors, Either Side




1426-65
65
Upper Roots and
Fragments



1426-69
69
(Tomes)
Fragments, Upper
and Lower



1426-151
151
(Cryer)
Lower premolars,
Incisors, Roots, Universal



1426-151-A
151-A
(Cryer)
Lower Premolars,
Incisors, Roots



1426-151-AS
151-AS
Lower Premolars,
Incisors and Roots



1426-17
17
Lower Molars,
Either side



1426-16
16
(Harris)
Lower Molars, Cow-Horn
Beak, Either Side



1426-23
23
Lower Molars, Cow-horn
Beak, Either Side



1426-6
6
For Separating
Lower Molars



1426-222
222
Lower Wisdoms,
Either Side



1426-5
5
(physick)
Lower Wisdoms,
Either Side



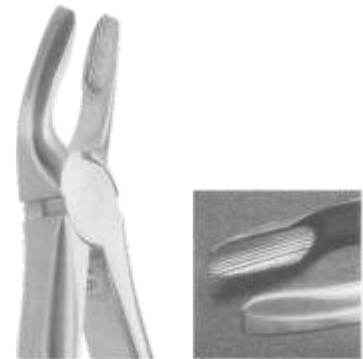
1427-1
1
Upper Centrals and Canines
(1:1 Scale)



1427-1
1
Upper Centrals and Canines



1427-34-N
34-N
Upper Centrals and Canines, Narrow Tips



1427-7
7
Upper Premolars



1427-35-N
35-N
Upper Premolars, Narrow Tips



1427-17
17
Upper Molars, Right



1427-18
18
Upper Molars, Left



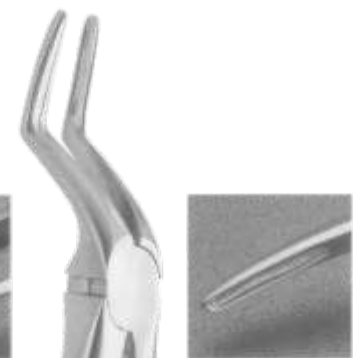
1427-67
67
Upper Third Molars And Upper Wisdoms Either Side



1427-67-N
67-N
Upper Third Molars and Upper Wisdoms Either Side, Narrow Tips



1427-51
51
Upper Roots



1427-51-AL
51-AL
Upper Roots

Extraction Tooth Forceps Blade Beaks



1427-22
22
Lower Molars
(1:1 Scale)



1427-74
74
Lower Roots
and Incisors



1427-13
13
Lower Premolars
Either Side



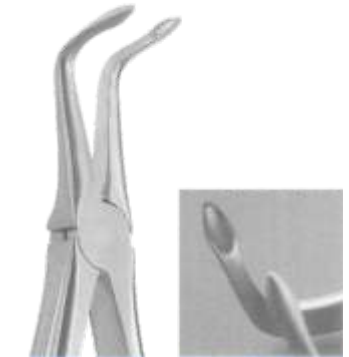
1427-86
86
Lower Molars Decayed
Or Broken Down Crowns



1427-79
79
Lower Third Molars and
Lower Wisdoms Either Side



1427-79-N
79-N
Lower Third Molars and
Lower Wisdoms Either Side



1427-187
187
Lower Roots Fragments



1427-01KT
Tooth Forceps Set (10 Pieces)

Contents:-
1427-1-7-17-18-13-22-74-51-79-187

Upon Specific Request,
The Set Can Be Assembled
With Different Forceps.



Both Forceps Are Specifically Projected For The Extraction Of Lower Wisdom Teeth. Their Special Shape Allows An Easy And Safe Extraction Even When The Patient Is Unable To Fully Open The Mouth. The Forceps Must Be Positioned Between Tooth # 7 and # 8. After Checking If The Dental Arch Is Complete Evaluate If Tooth # 7 Is Healthy As It Is Often Decayed. Squeeze The Handles Of The Forceps While Tilting Them Simultaneously, The Tooth #8 Will Be Levered Out Presenting The Root In The Distal Position (as You Will Be Able To Verify Through An X-ray Image).



1428-88
Forceps for Lower
Wisdom Teeth
175 mm



1428-98
Forceps for Lower
Wisdom Teeth
165 mm

Extraction

Standard Set of Forceps System



1429-12R
12R
Easy Access To
Molars Right



1429-12L
12L
Easy Access To Molars Left



1429-16R
16R
Upper Right



1429-16L
16L
Upper Left



1429-20
20
Upper Anterior



1429-22
22
Lower Universal



Extraction Forceps For Children

The Extracting Forceps For Children Allow Firm, Precise Access to Milk Teeth and Root Surfaces, Therefore Ensuring Smooth Extractions With Low Risk Of Complications. The Dental Forceps In The Pado Series Were Conceived For Small, Lower Crowns and Conically-shaped Teeth.

Extraction

Pedodontic Tooth Forceps, Spring Pattern



1433-101
101
Upper Incisors
11.5cm
(1:1 Scale)



1433-01KT
Children Tooth Forceps Kit (6 Pieces)

Contents:-

1433-101-111-115-150-160-170



1433-111
111
Upper Premolars
11cm



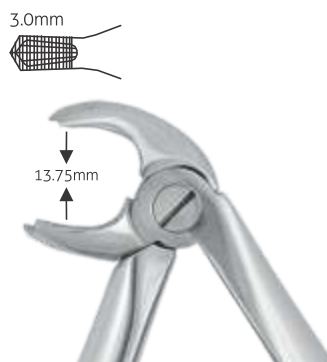
1433-115
115
Upper Molars
12cm



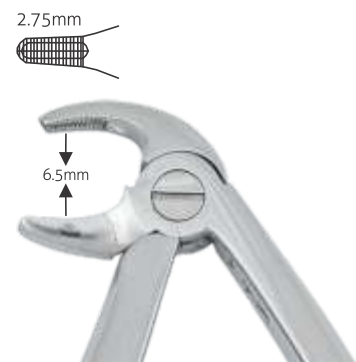
1433-122
122
Upper Roots
12.5cm



1433-150
150
Lower Incisors and Canines
10cm



1433-160
160
Lower Molars and Premolars
10cm



1433-170
170
Lower Roots
10cm



1434-163
163
Upper Centrals,
For Children
(1:1 Scale)



1434-37
37
Upper Incisors, For Children



1434-29-S
29-S
Upper Roots, For Children



1434-138
138
Upper Teeth and Roots, For Children



1434-159
159
Upper Premolars, For Children



1434-158
158
Upper Premolars and Molars,
For Children



1434-39-R
39-R
Upper Molars Right, For Children



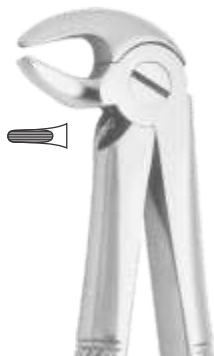
1434-39-L
39-L
Upper Molars Left, For Children



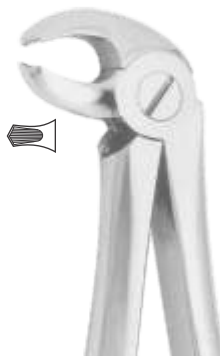
1434-38
38
Lower Incisors And Canines,
For Children




1434-123
123
Lower Teeth And Roots ,
For Children



1434-13-S
13-S
Lower Premolars, For Children



1434-22-S
22-S
Lower Molars, For Children



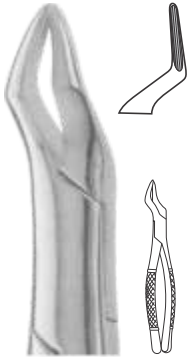
1434-161
161
Lower Molars, For Children



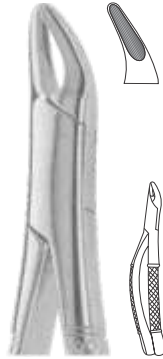
1434-40
40
Lower Molars, For Children

Extraction

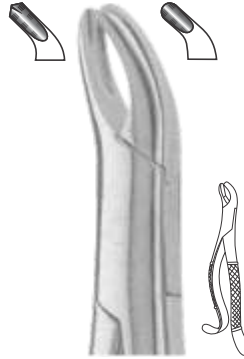
Pedodontic Tooth Forceps, American Pattern



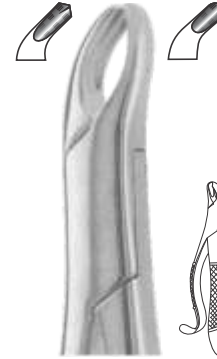
1435-65
65 Pedo
13.5cm
Upper Incisors,
And Roots



1435-150
150 Pedo
Cryer, 13.5cm
Upper Premolars Incisors,
Roots, Universal



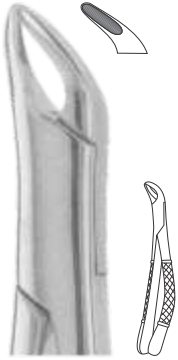
1435-18-R
18-R Pedo
Harris, 13.5cm
Upper Molars, Right



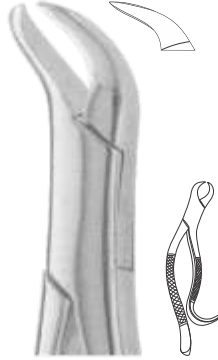
1435-18-L
18-L Pedo
Harris, 13.5cm
Upper Molars, Left



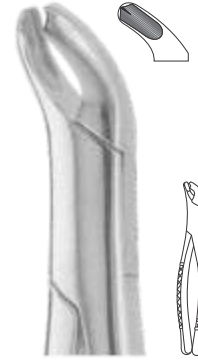
1435-69
69 Pedo
Tomes, 13.5cm
Fragments, Upper and Lower



1435-151
151pedo
Cryer, 13.5cm
Lower Premolars,
Incisors,roots, Universel



1435-16
16 Pedo
Harris, 13.5cm
Lower Molars, Cow-horn
Beak, Either Side



1435-17
17 Pedo
13.5cm
Lower Molars,
Either Side

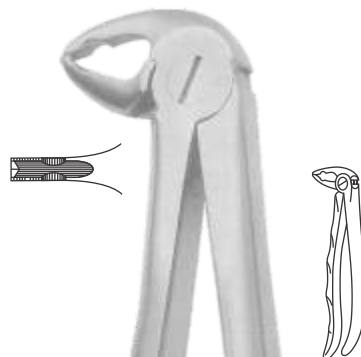


Squared Beaks Pattern

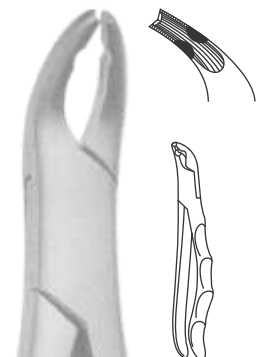
1436-133-BC
133-BC
Lower Teeth, For Children
12.5cm
(1:1 Scale)



1436-101-BC
101-BC
Upper Teeth, For Children
15cm



1436-133-BC
133-BC
Lower Teeth, For Children
12.5cm



1436-151-BC
151-BC
Lower Teeth, For Children
15cm