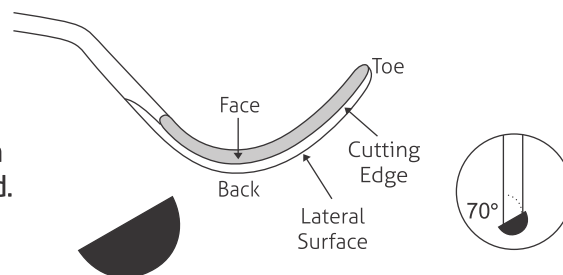
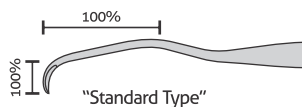


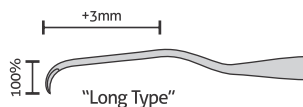
- Gracey Curettes Are Used For Deep Scaling, Root Planing and Periodontal Debridement.
- The Offset Blade Provides Perfect Working Angulation For The Tooth Surface Which Means Only Lower Cutting Edge Of Each Blade Is Used.



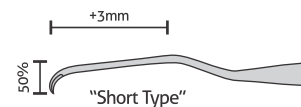
Gracey Curettes Are Available In The Following 3 Models



"Standard Type"

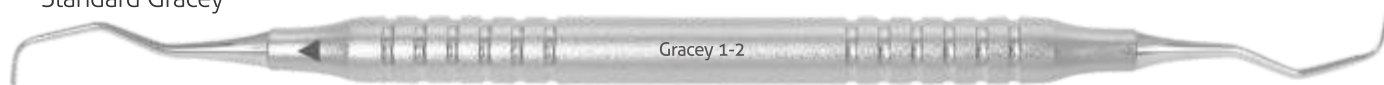


"Long Type"



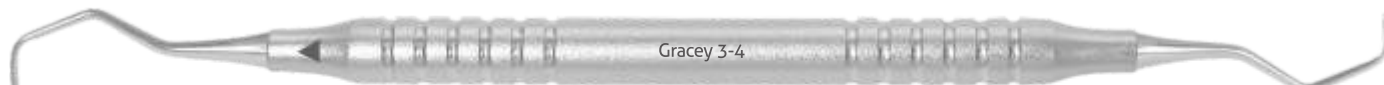
"Short Type"

Standard Gracey



Gracey 1-2

1311-2 Gracey 1-2



Gracey 3-4

1311-4 Gracey 3-4



Gracey 5-6

1311-6 Gracey 5-6



Gracey 7-8

1311-8 Gracey 7-8



Gracey 9-10

1311-10 Gracey 9-10



Gracey 11-12

1311-12 Gracey 11-12



Gracey 13-14

1311-14 Gracey 13-14



1311-01KT
Gracey Curette Set (7 Pieces)

Contents:-

- | | |
|---------|------------------------|
| 1311-2 | Gracey 1-2 |
| 1311-4 | Gracey 3-4 |
| 1311-6 | Gracey 5-6 |
| 1311-8 | Gracey 7-8 |
| 1311-10 | Gracey 9-10 |
| 1311-12 | Gracey 11-12 |
| 1311-14 | Gracey 13-14 |
| 1911-07 | 7 Instruments Cassette |

Note: Normally, Standard Models Are Supplied. Mention "L" For Long and "S" For Short In Case Standard Model Is Not Required.



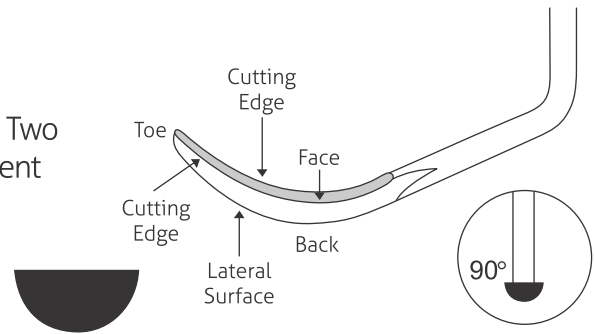
Standard Gracey



1311-01KT-DS
Gracey Curette Set (7 Pieces)

- Contents:-**
- 1311-2-DS Gracey 1-2
 - 1311-4-DS Gracey 3-4
 - 1311-6-DS Gracey 5-6
 - 1311-8-DS Gracey 7-8
 - 1311-10-DS Gracey 9-10
 - 1311-12-DS Gracey 11-12
 - 1311-14-DS Gracey 13-14
 - 1911-07-P 7 Instruments Cassette

The Blade Of An Universal Curette Has Been Designed With Two Cutting Edges And Round Toe Making It An Efficient Instrument To Be Used On All Surfaces.



Langer Curettes



1312-10 L1/2



1312-12 L3/4



1312-14 L5/6



1312-16 L17/18

Columbia Curettes



Anterior Application

1312-20 COL2R/2L



Posterior Application

1312-22 COL4R/4L



Universal Application

1312-26 COL13/14C Curved Tip



Barnhart Curettes



1312-30 BH1/2

For The Side Tooth Area



1312-32 BH5/6

For The Front Tooth Area



1312-32-H6 BH5/6

For The Front Tooth Area

Indiana University



1312-40 IU13/14



1312-42 IU17/18



1312-42-H6 IU17/18

Young-Good

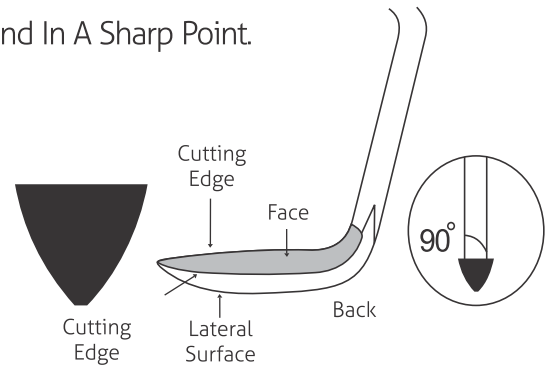


1312-50 GY7/8



1312-50-H6 GY7/8

Two Cutting Edges On A Straight Blade That end In A Sharp Point.



1313-10 H6/7 Anterior Premolar Hygienist



1313-14 U15/33 Towner/Jacquette



1313-20 J30/33 Jacquette

For Tooth Area



1313-26 J37/38 Jacquette

For Posterior



1313-36 Spr 2/3 Spring Field



1313-42 Ck6 Crane-Kaplan



1313-44 CI 2/3



To Remove Heavy Calculus Above Or Below The Surface Of Gingival Area.
The Working Ends Come In A Variety Of Shapes And Sizes, But Are Always Narrow.

Goldman Fox



1314-10 GF1



1314-12 GF2



1314-14 GF3



1314-16 GF4



1314-16-H6 GF4



1314-18 GF5 HOE



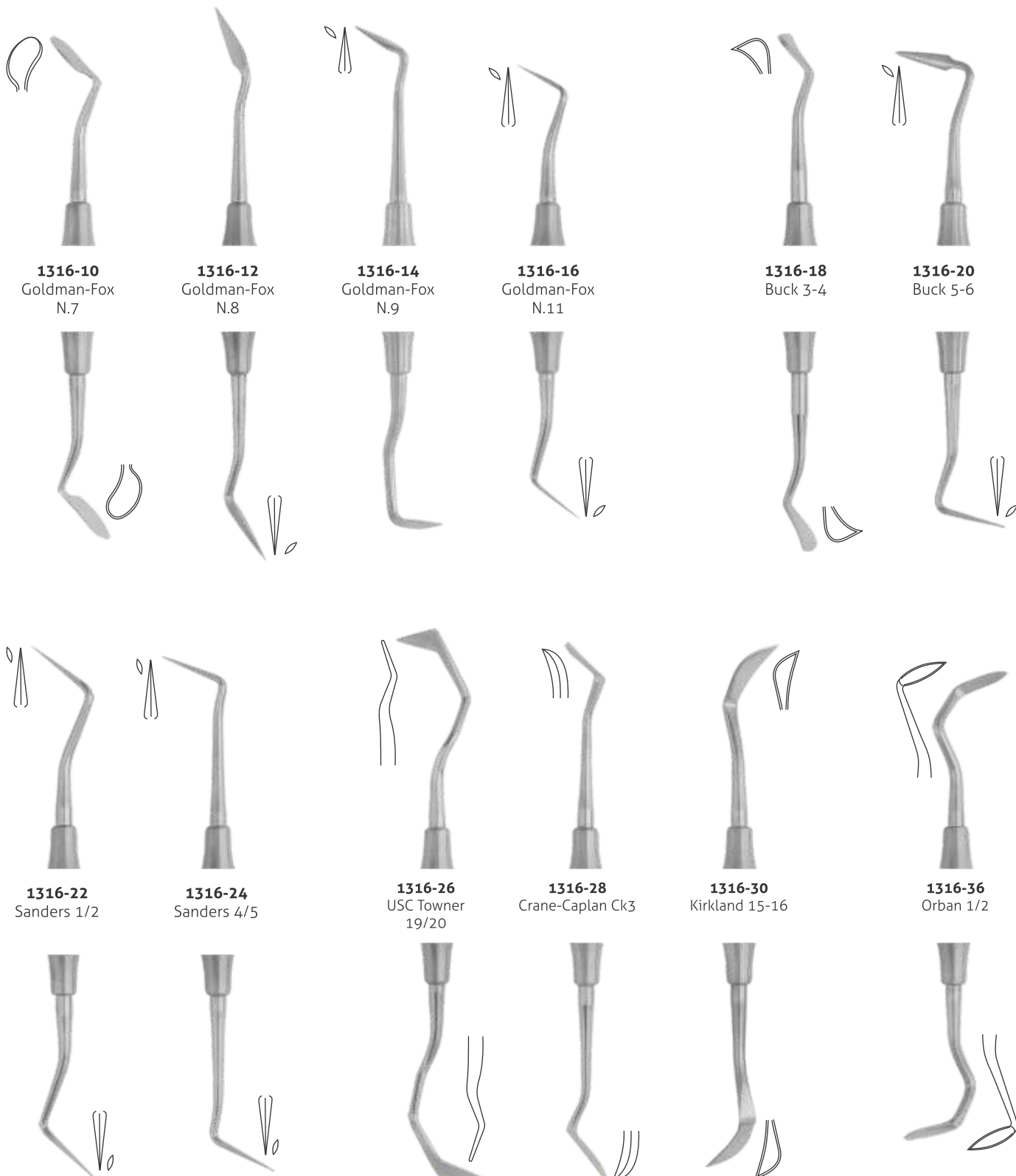
1314-20 GF6 HOE



1314-22 GF21



1314-24 GF21S/33





1:1 Scale



1318-10
Hirschfeld N. 3

1318-12
Hirschfeld N. 5

1318-14
Hirschfeld N. 9

1318-16
Buck 11/12

1318-18
Schluger 9/10
Curved

1318-20
Sugarman 3S/4S
Buccal-Lingual

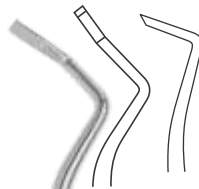

1318-22
Sugarman 1S/2S
Mesial-Distal

1:1 Scale

1,8 mm

2,0 mm

2,2 mm



1319-10
Fedi N. 1

1319-12
Fedi N. 2

1319-14
Ochsenbein N. 3

1319-16
Ochsenbein N. 4

1319-18
Rhodes
Back-Action 36/37

1319-20
Kirkland 13K

1319-22
Kirkland 13K-TG